

**Standard Construction and Materials**

**FRAME:** .081" thick (nominal) extruded aluminum, 6063-T52/T6 alloy.

**BLADE:** .081" thick (nominal) extruded aluminum, 6063-T52/T6 alloy.  
Blades approximately 3" on centers.

**LOUVER FACE:** All surfaces are flush, with jambs contained within the head and sill.

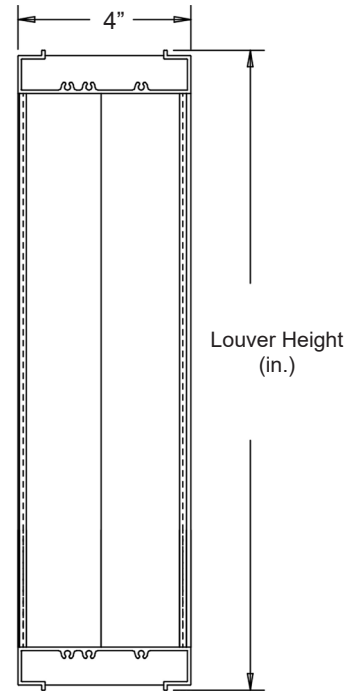
**SCREEN:** (When indicated.)

1/2" flattened aluminum (.051" thick),

-or- 1/2" sq. mesh, intermediate double-crimped aluminum wire, .063" dia.,

-or- 18/16 mesh, .011" dia. aluminum wire, insect screen.

**FINISH:** Mill



Not to scale.

**Options**

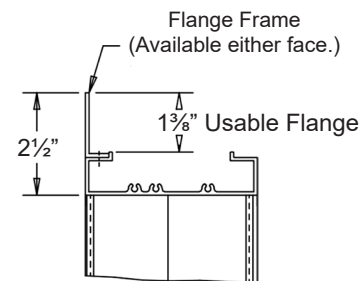
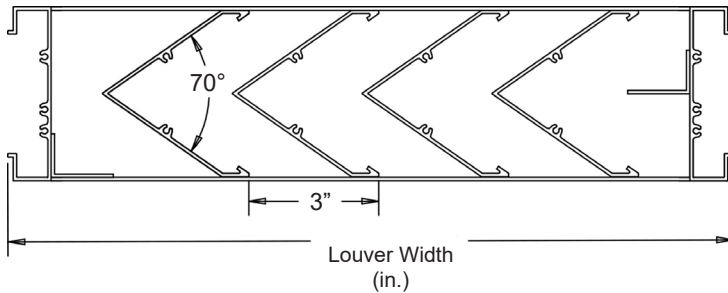
Finish - Baked Enamel, Kynar, Anodize

**Notes**

1. 1/2" nominal deduction will be made to the opening size given.
2. Approximate shipping weight is 5.0 lbs./sq.ft.

**Louver Sizes**

Min Panel	Max Single Panel
12"W x 12"H	96"W x 60"H



Flange Frame Option

Item #	Qty	Width	Height	Width	Height	Mullion	Type	Location	Union Made
		Opening Size		Louver Size			Screens		
Arch. / Eng.:						EDR:		ECN:	Job:
Contractor:									
Project:						Date:	DWN:	DWG:	

In the interest of product development, Cesco Products reserves the right to make changes without notice.



450 Riverside Dr • Wyalusing PA, 18853  
Phone: 570-746-1888 • Fax: 570-746-9286  
www.cescoproducts.com

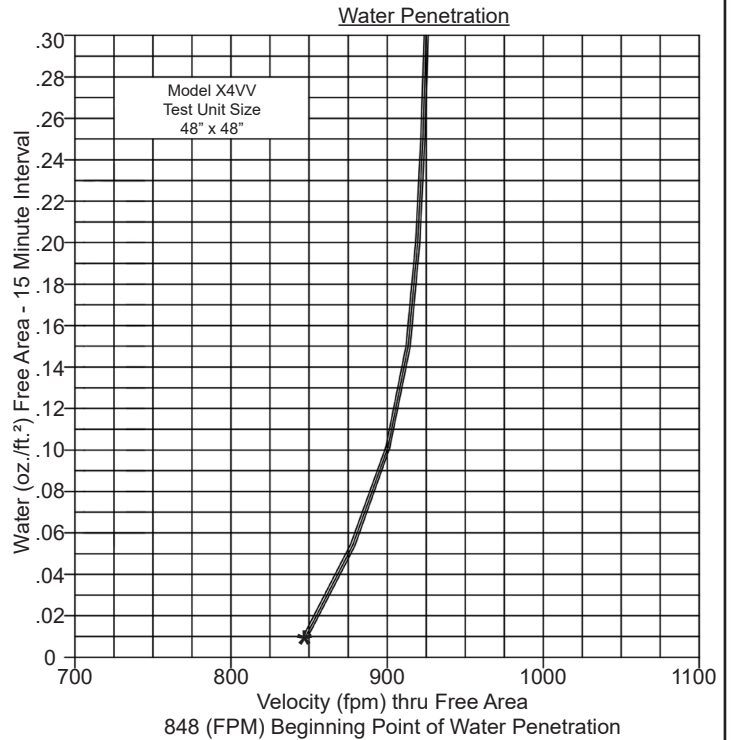
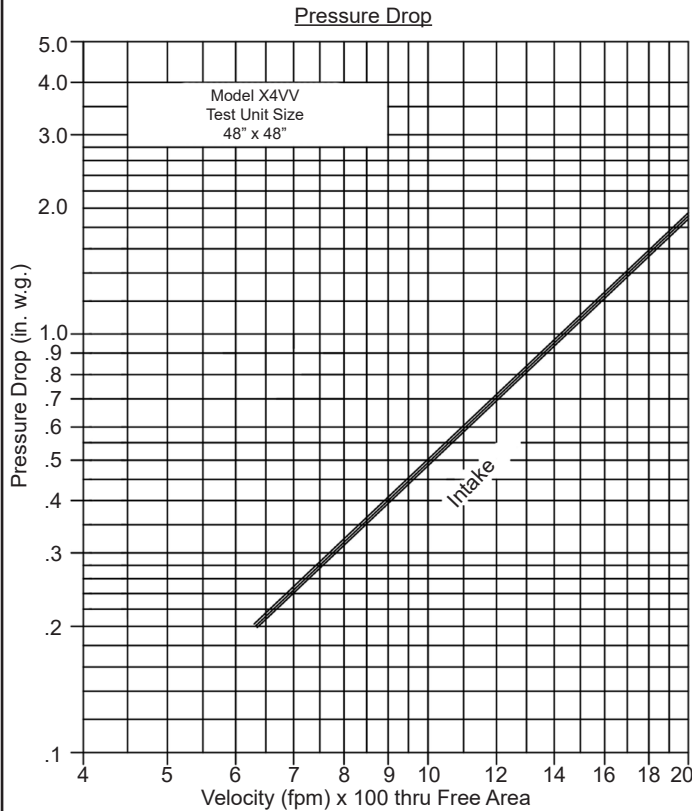
**Performance Data**

Pressure Drop: .50 in. w.g. at 1000 fpm (intake)

Free Area: 6.22 sq.ft. = 38.9% for 48"W x 48"H sample tested in accordance with AMCA Standard 500-L.

Beginning Point of Water Penetration: 848 fpm

Ratings do not include effects of a screen.



Intake air converted to standard air density.  
Tested to AMCA Standard 500-L, Figure 5.5.

**Free Area (sq. ft.)**

		Width (in.)								
		12"	18"	24"	30"	36"	42"	48"	54"	60"
Height (in.)	12"	.27	.40	.53	.67	.80	.93	1.07	1.20	1.33
	24"	.70	1.04	1.39	1.74	2.09	2.43	2.78	3.13	3.48
	36"	1.13	1.69	2.25	2.81	3.38	3.94	4.50	5.06	5.63
	48"	1.55	2.33	3.11	3.89	4.66	5.44	6.22	6.99	7.77
	60"	1.98	2.98	3.97	4.96	5.95	6.94	7.93	8.93	9.92
	72"	2.41	3.62	4.83	6.03	7.24	8.45	9.65	10.86	12.07
	84"	2.84	4.26	5.68	7.11	8.53	9.95	11.37	12.79	14.21
	96"	3.27	4.91	6.54	8.18	9.82	11.45	13.09	14.72	16.36